

Election Night Reporting User Guide

**Don Gray
Sangamon County Clerk**

Updated 03-18-2019

Table of Contents

Overview of Election Night Reporting	3
When and How Often will the Results be Updated	3
How Do I Navigate Election Night Reporting.....	3
Home Page	4
Header.....	4
Results Tab	5
Time stamp.....	5
Navigation Categories.....	6
My Favorite Races	6
Contest Detail.....	8
Sidebar Area.....	9
Reporting Tab	10
Voter Turnout Tab.....	11
Filters	12
Social Share	12
Full Screen	13
Final Results	14
Contact Information	14

Overview of Sangamon County Election Night Reporting

The Sangamon County Clerk's Office uses an online tool called Election Night Reporting (ENR) to display results from elections on their website. The website provides visitors with a graphical view of in-depth county results. You are presented with a breakdown of votes received for a candidate by contest. Maps illustrate the precincts which are reporting, voter turnout, and results by precinct. The customization of contests to be viewed is controlled by the My Favorite Races functionality. Custom filtering is available on all navigation pages. The site contains search capabilities and uses a responsive design to fit the size of your viewing screen.

When and How Often Will the Results Be Updated?

Once the polls have closed, the results are reported to the county clerk. The clerk's office uploads results and then begins reporting the results to the public via the ENR tool. Updates occur throughout the night until all polls have reported.

How Do I Navigate Election Night Reporting?

The following pages provide an overview of how to navigate the ENR tool, including the:

- Home Page
- Sidebar Display
- Results Tab
- My Favorite Races
- Voter Turnout Tab
- Precincts Reporting Tab
- Social Media
- Filters

Home Page

The ENR home page is the landing page, or the main area from which you can locate the information and county results that you need. The screenshot below shows a sample ENR home page:



Header

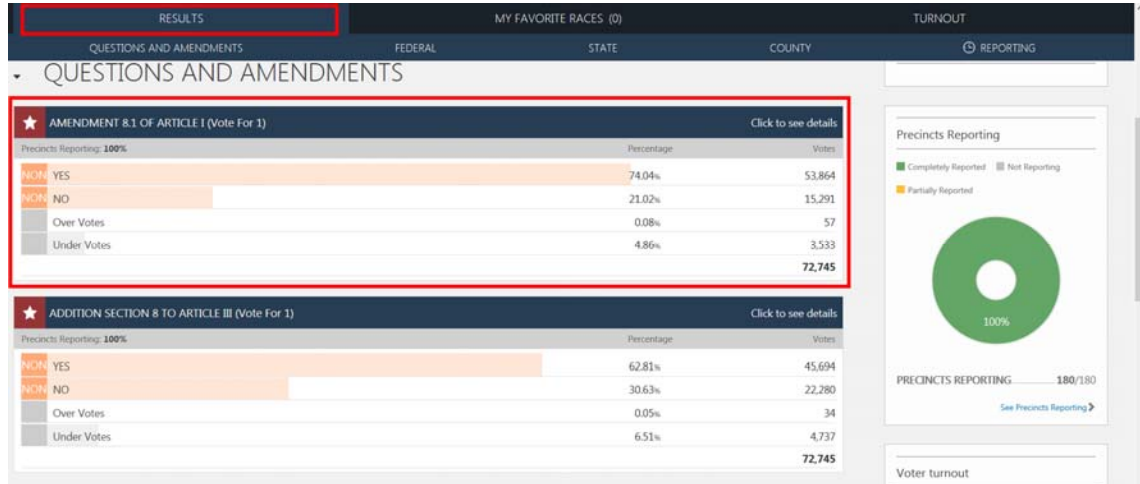
The **Header** appears at the top of the page, regardless of which page you are on or tab you click. The header includes the:

- Name of the election; and
- Banner, which includes the county name and graphics.
- Clickable Tabs to navigate through specific results and election information
- Search functionality



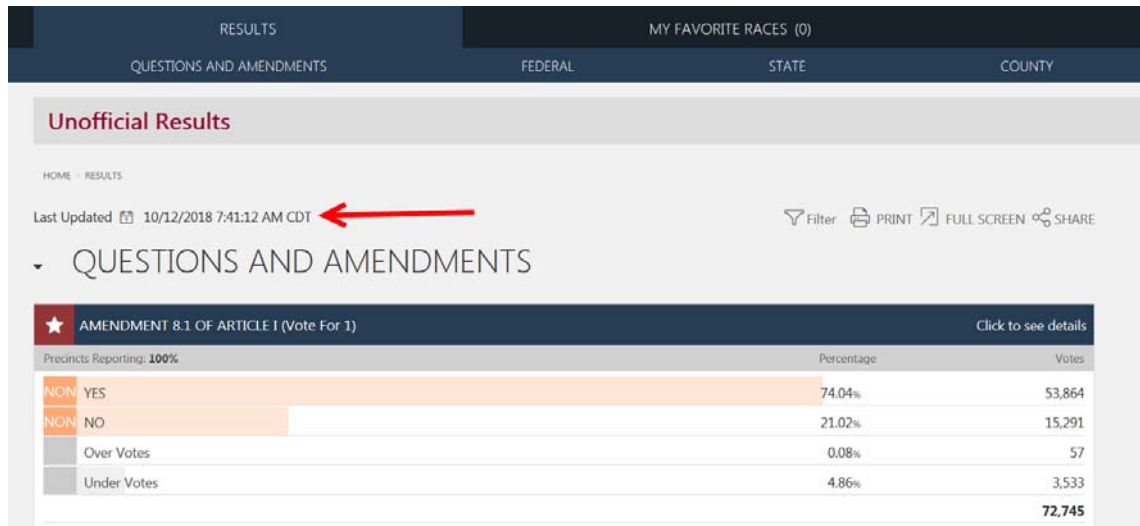
Results Tab

The landing page for each election will display a list of all the contests. Scrolling down the page will reveal all contests.



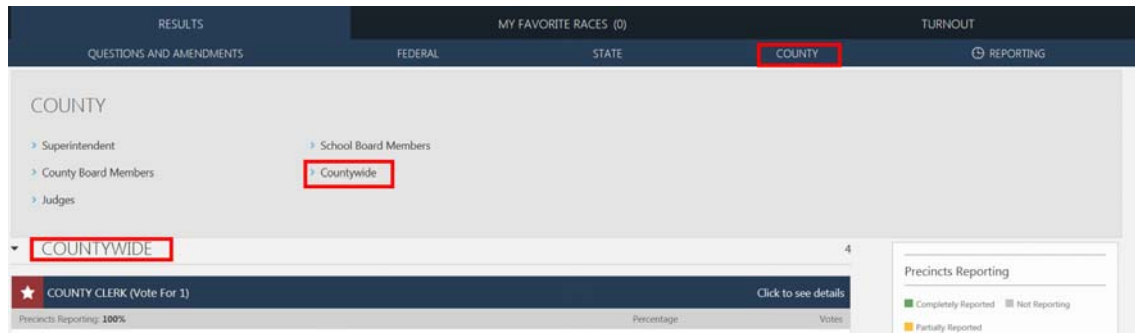
Timestamp

A **timestamp** of when the last results were reported to the site is also displayed on each navigation page.



Navigation Categories

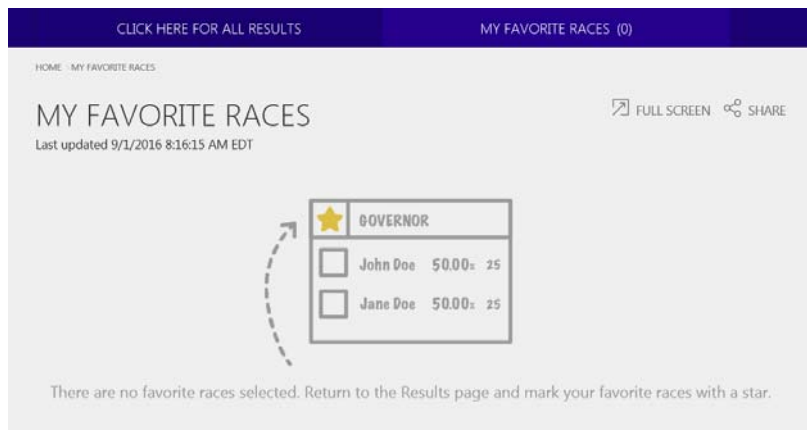
Each election may have a set of unique categories to select from. The categories will display contests according to the category name. Clicking on the category will display all the races for the category.



My Favorite Races

The **My Favorite Races Tab** contains contests you have *starred*. This page will not contain any races, until you have selected them to appear on this page.

Below is an image of the **My Favorite Races** page before races are selected.



To view only the contests you would like to see, return to the Results Tab and click on the **Star** symbol beside the contest name. When a Favorite is selected, the star will turn yellow and be placed in the My Favorite Races Tab.

★ COUNTY SHERIFF (Vote For 1)			Click to see details
Precincts Reporting: 100%			
		Percentage	Votes
DEM	JEFFREY MICHAEL REGAN	30.13%	21,918
REP	WES BARR	67.49%	49,093
	Over Votes	0.04%	28
	Under Votes	2.35%	1,706
			72,745

★ COUNTY TREASURER (Vote For 1)			Click to see details
Precincts Reporting: 100%			
		Percentage	Votes
	NO CANDIDATE FILED	0.00%	0
REP	TOM CAVANAGH	82.19%	59,788
	Over Votes	0.00%	0
	Under Votes	17.81%	12,957
			72,745

★ WAVERLY CUSD#6 TO ISSUE BONDS WAVERLY CUSD #6 (Vote For 1)			Click to see details
Precincts Reporting: 100%			
		Percentage	Votes


Below is an image of the **My Favorite Races**, after making selections. Notice there is a **(2)** now beside the My Favorite Races title and below are the two favorite contests being displayed.

RESULTS		MY FAVORITE RACES (2)	
HOME > MY FAVORITE RACES			
MY FAVORITE RACES		PRINT FULL SCREEN SHARE	
Last Updated 10/12/2018 7:41:12 AM CDT			
★ COUNTY SHERIFF (Vote For 1)			Click to see details
Precincts Reporting: 100%			
		Percentage	Votes
DEM	JEFFREY MICHAEL REGAN	30.13%	21,918
REP	WES BARR	67.49%	49,093
	Over Votes	0.04%	28
	Under Votes	2.35%	1,706
			72,745

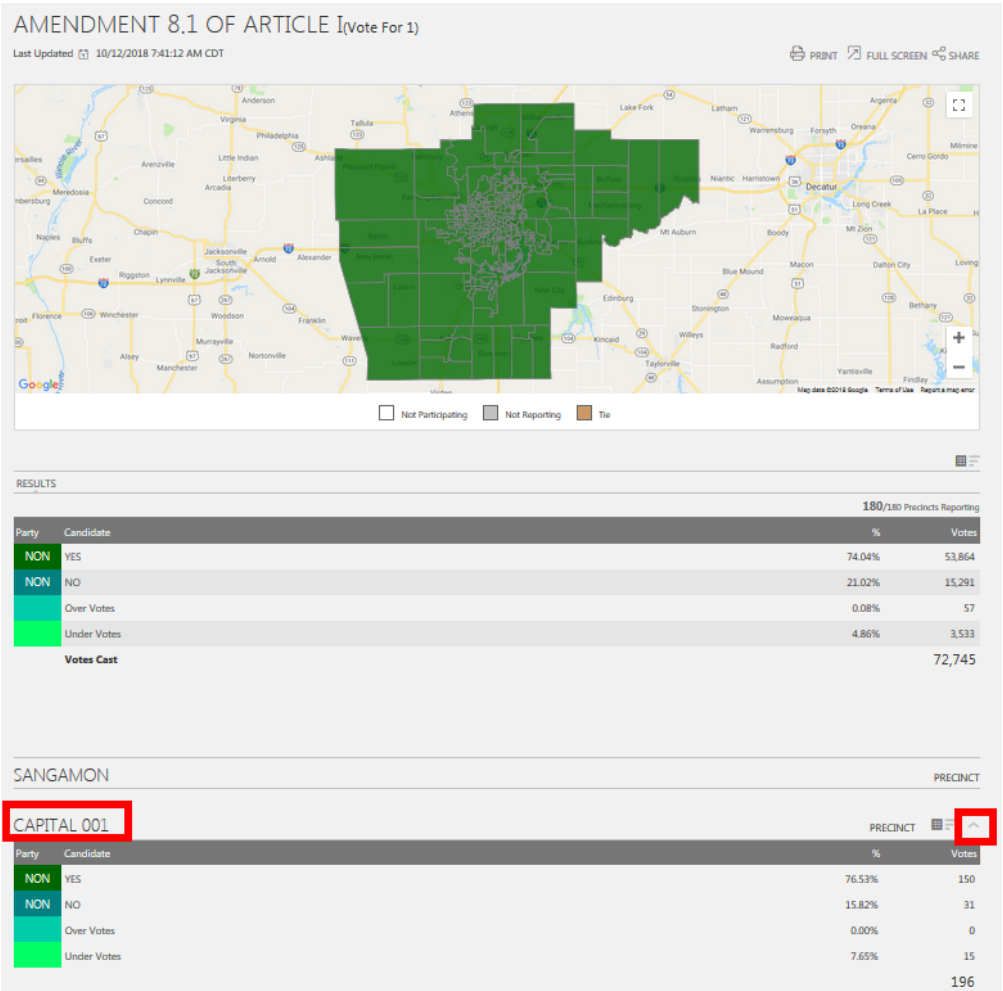
★ COUNTY TREASURER (Vote For 1)			Click to see details
Precincts Reporting: 100%			
		Percentage	Votes
	NO CANDIDATE FILED	0.00%	0
REP	TOM CAVANAGH	82.19%	59,788
	Over Votes	0.00%	0
	Under Votes	17.81%	12,957
			72,745

Contest Detail

By clicking on a contest title, the contest detail will display.



Below is an image of the contest detail page. Underneath the map will be a listing of all precincts in the County. Clicking on the down arrows next to the precinct will show the details specific to that precinct.



The map displays the Cotton Hill 001 precinct, which is highlighted in dark green. The precinct is located in the central part of the map, surrounded by other precincts like Pleasant Plains, Berlin, and Loami. A data overlay is present in the bottom right corner, showing the following information:

COTTON HILL 001		CLOSE
Precincts Reporting: 100%		
NON YES	72.29%	334
NON NO	23.81%	110
Over Votes	0.22%	1
Under Votes	3.68%	17

The **Sidebar Area** appears on the right hand side of the page, regardless of which page you are on or tab you click. Within the **Sidebar Area**, you can find important information, such as:

- ### Precincts Reporting

■ Completely Reported
 ■ Not Reporting
 ■ Partially Reported

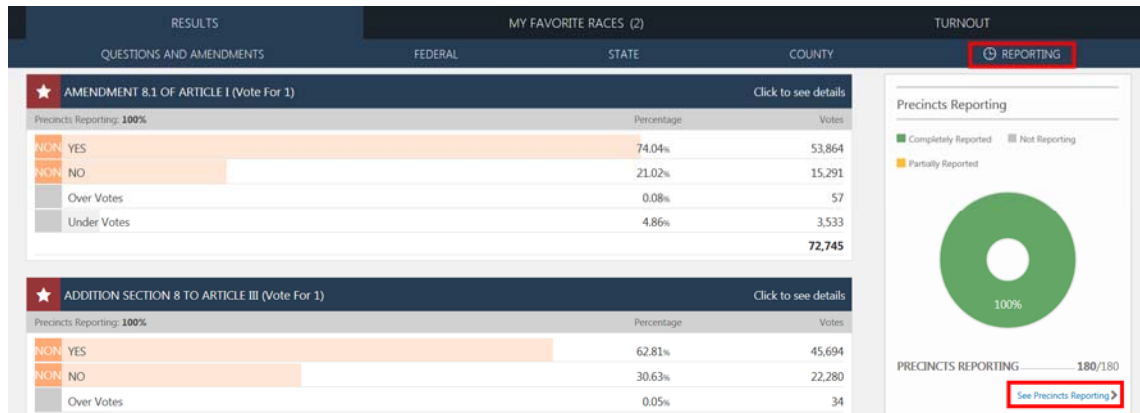
Reporting Status	Percentage
Completely Reported	91.67%
Not Reporting	8.33%
Partially Reported	0.00%

PRECINCTS REPORTING 1/12

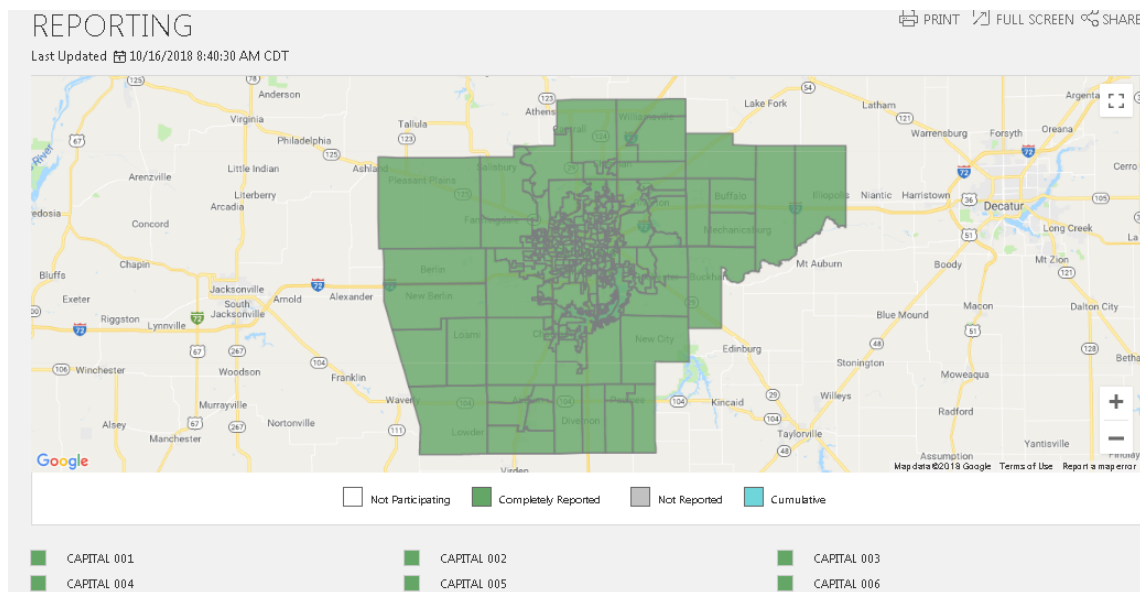
[See Precincts Reporting](#) >

Reporting Tab

The **Reporting** module displays the percentage and number of precincts reporting information. The **See Precincts Reporting** link will navigate to the Precincts Reporting page. This is the same page that displays from the **Reporting Tab**.

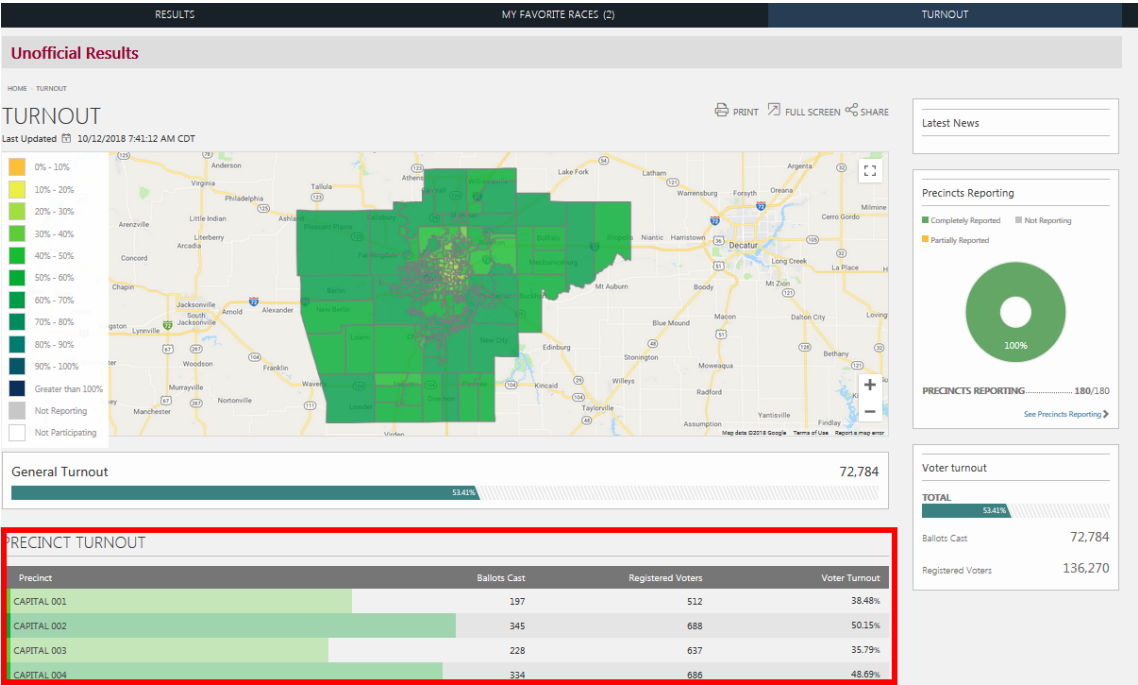


An example of the Reporting page is displayed below. Below the map is the list of precincts participating in the election. In the example below none of the precincts has reported. As precincts turn in results, the precincts will turn to the color green on the map. To zoom in or zoom out of the map use the + and - signs in the lower right hand side of the map.

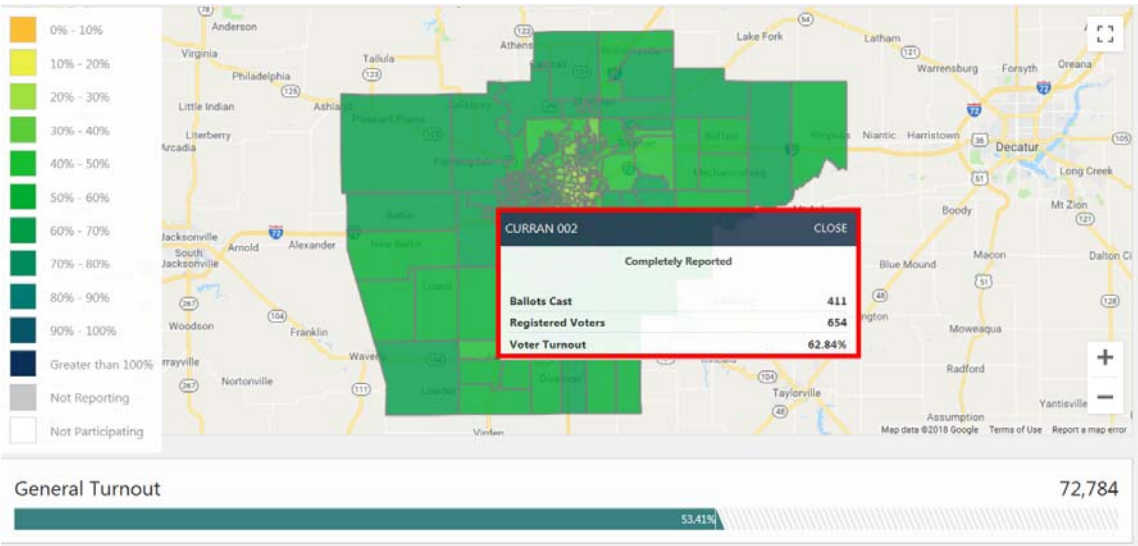


Voter Turnout Tab

The Voter Turnout tab is located in the navigation tabs on the top row. It will display more detailed information for voter turnout by precinct versus the quick information displayed on the sidebar. An example of the voter turnout page is displayed below.

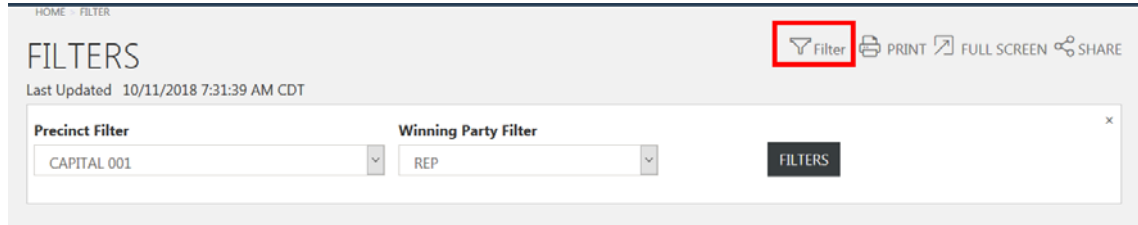


In addition to the tabular view of the turnout information the option to view the statistics is also available when hovering over the map precincts.



Filters


By clicking the Filter icon, a filter page will appear. The following filter options appear.

A screenshot of a web application's 'FILTERS' page. At the top, there is a navigation bar with 'HOME' and 'FILTER' links. The main header area contains the title 'FILTERS' and a 'Last Updated' timestamp of '10/11/2018 7:31:39 AM CDT'. To the right of the header are icons for 'Filter' (highlighted with a red box), 'PRINT', 'FULL SCREEN', and 'SHARE'. Below the header is a filter form with two dropdown menus: 'Precinct Filter' (set to 'CAPITAL 001') and 'Winning Party Filter' (set to 'REP'). A 'FILTERS' button is located to the right of these dropdowns.

The **Precinct Filter** dropdown allows you to select a specific precinct. The filter will allow you to view the results for contests for the specific precinct selected. Lastly, the **Party: Winning Party Filter**, allows you to view contests by the party selected, which is currently leading in the results. In a Primary Election each contest is party specific and not applicable for the filter.

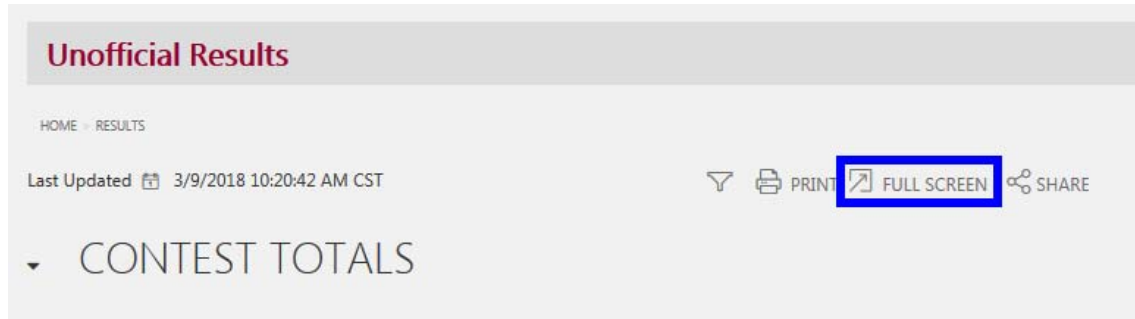
Social Share

When clicking the **Share** icon, the following options appear. You can share the election with your social accounts. The yellow email icon will open up your default email account, so that the election link can be shared with your email recipient.



Full Screen

Clicking the Full Screen icon will expand your browser to full screen mode.



To return to the default browser mode, you will need to press the **Esc** (escape) key on your keyboard. A message will appear when you first go into **Full Screen** mode as a reminder to press the **Esc** key to exit the full screen.



Final Results

Per Illinois election law, results will not be final until 14 days after the election. This allows for any late-arriving voted by mail ballots and the processing of provisional ballots.

Contact Information

For additional information, contact the Sangamon County Clerk

Don Gray, Sangamon County Clerk
200 S. Ninth Street, Room 101
Springfield, IL 62701
(217) 753-6707
Don.gray@co.sangamon.il.us